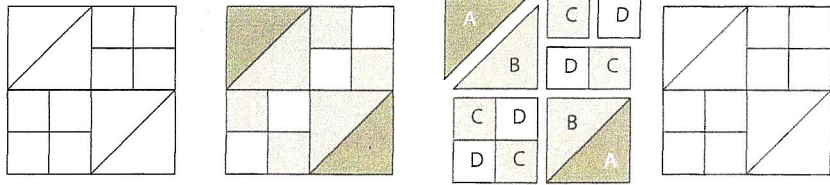
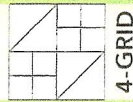
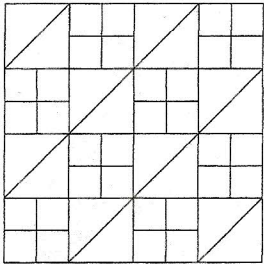


52 Jewel Box



FOR	CUT	NEED	4"	6"	8"	10"	12"
A	1	2	2 7/8	3 3/8	4 1/8	5 1/8	6 1/8
B	1	2	2 7/8	3 3/8	4 1/8	5 1/8	6 1/8
C	4	4	1 1/2	2	2 1/2	3	3 1/2
D	4	4	1 1/2	2	2 1/2	3	3 1/2

DESIGN OPTIONS




4-GRID FOR THIS QUILT
 64" x 80"
 8" block
 8 x 10 setting = 80 blocks
 1 layer cake
 1 jelly roll

CUTTING

Notes: Use 2 different squares for A and B to make the block. Refer to Sewing Half-Square Triangles (page 123) for A/B. Sew 2 jelly roll strips together, then cut to 2 1/2" length for C/D. Each pair of jelly roll strips makes C/D sets for 4 blocks.

Cut each of 40 layer cake squares into 4 squares 4 7/8" x 4 7/8" for A and B.

PRECUT FRIENDLY



Each 8" block uses:

LC x 1/4 square for B

LC x 1/4 square for A

Jelly roll x 1/4 strip for C

Jelly roll x 1/4 strip for D

Turn in March

USE Greens/off white for background

2 greens of a different shade

10" Block