

GQG

Bom

June, 2017  
Due: July, 2017

**Patriotic Four Star ∞1830-1860**

**Materials**

- 1 Fat Quarter Dark Fabric
- 1 Fat Quarter Light Fabric


**Cutting**

From Dark fabric

- 4 - 3 1/2" squares for star centers
- 8 - 2" squares for star points
- 8 - 2" squares for square in a square

From Light fabric

- 1 - 3 1/2" square for block center
- 4 - 3 1/2" squares for square in a square
- 4 - 3 1/2" x 2" rectangles
- 8 - 3 1/2" x 2" rectangles for star points
- 4 - 2" squares for corners



(Finishes at 12 1/2")

**Directions**

- Make 8 Flying Geese units using the 3 1/2" x 2" rectangles light fabrics and the 2" dark squares. Draw a line on back of each of the 2" dark squares. Put square right sides together. Sew on diagonal line. Iron back on itself. There will be 3 layers of fabric on the corner. Clip the middle layer to approximately 1/4" seam (dark). This will keep the integrity of the unit (front and back of unit left). Then repeat with the other 2" square on the other corner. Iron back and clip the middle layer on that side.



(3 1/2" x 2")

- Make 4 Square in Square units. For 1 use one 3 1/2" light squares and 2 of 2" dark squares. Cut each 2" squares on the diagonal for 4 triangles. Sew each triangle on the corners.



(3 1/2" Sq.)

**Directions, Cont.**

- Attach 2 flying geese units & 1 - 2" light squares to each of the 4 3 1/2" dark squares.



(5 1/2" Sq.)

- Attach each of the 4 square in square units to a 2" x 3 1/2" rectangle.



(Make 2)



(5 1/2" x 3 1/2")




(Make 2)

(3 1/2" x 5 1/2")



- First row: Sew square/flying geese unit to one of the square in a square units. Then sew another square/flying geese unit to the square in a square unit.



- Second row; Sew 2" x 3 1/2" rectangle & square in a square unit to a 3 1/2" light square. Then sew another 2" x 3 1/2" rectangle & square in a square unit.



- Third row: Sew square/flying geese unit to one of the square in a square units. Then sew another square/flying geese unit to the square in a square unit.



- Sew 3 rows together—finished!

Submitted by: Kim Riley

Have fun!

Barbara Branks & Barbara Piscano